


# BUXI JAGABANDHU ENGLISH MEDIUM SCHOOL, BHUBANESWAR-14



## SYLLABUS - (APRIL – JUNE 2025)

CLASS -1 (2025-2026)

SUBJECT – ENGLISH

Month	Topics / Lessons	Grammar and Writing	Contents/ Activities
April	<p><b>MCB</b> : About Myself</p> <p><b>Classroom Activities</b> <b>Page -1 ( Warm Up)</b></p> <p><b>Book Activities</b> <b>Page -6:</b> Good Manners <b>Page-7</b> : Keeping myself clean.</p> <p><b>Workbook -</b> Book Activities</p>	<p><b>MCB</b> : Pg -10 Capital and Small Alphabets</p> <p><b>Grammar :</b> <b>MCB</b> <b>page 14-</b> Vowels and Consonants <b>page 16-</b> One and Many <b>page 17-</b> Doing Words <b>Page 18-</b> Describing Words <b>Workbook</b> <b>page 8-</b> Vowels and Consonants <b>page 9 -</b> Letters and Sounds <b>page 10-</b> One and Many <b>page 11-</b> Doing Words</p>	<p><b>Speaking - My favourite things</b></p> <p><b>Vowel Hunt</b> <b>( Vowels and Consonants)</b></p> 
May and June	<p><b>MCB - Bookwork</b> <b>Page -11</b> Fun with Shapes and Colours <b>Page -12</b> My Wonderful Body and How Many <b>Page -13</b> Colours Around</p>	<p><b>MCB</b> <b>page -19</b> This / That/ These / Those</p> <p><b>Page -20</b> Position Words</p> <p><b>Page -21</b> Yes/ No</p>	<p><b>Speaking - Picture based</b></p> <p><b>Page 16</b> <b>Workbook</b></p>

**CLASS 1 MATHEMATICS**  
**TEACHER'S PLANNER(2025- 26)**

MONTH	LESSON/TOPIC	TEACHERS ACTIVITIES	STUDENT'S ACTIVITIES
APRIL and MAY	<p><b>CH 1</b> <b>SPATIAL UNDERSTANDING</b></p> <ul style="list-style-type: none"> <li>● Identification of positional words like on, under, inside, outside, bottom, top, above, below</li> <li>● Developing spatial awareness</li> <li>● Revision</li> </ul> <p><b>CH 2</b> <b>NUMBERS UP TO 20</b></p> <ul style="list-style-type: none"> <li>● Counting, reading and writing numbers</li> <li>● Writing number names</li> </ul>	<ul style="list-style-type: none"> <li>● Poem pg 7</li> <li>● Table activity Pg 9</li> <li>● Book pg 11</li> <li>● Let Us Assess Pg 13,14</li> <li>● Assessment on development of spatial understanding</li> </ul> <ul style="list-style-type: none"> <li>● The Mango Treat Story</li> <li>● Recognition of numbers</li> <li>● Reading and writing numbers up to 20</li> <li>● Reading and writing number names up to 20</li> <li>● Assessment on counting objects up to 20, counting forward and backward up to 20 and identifying numbers and write number names</li> </ul>	<p> <b>Let us Play – Throw the Ball!</b></p> <p>Each child aims and throws the ball inside the basket. When the ball goes inside, other children will say <b>IN</b> and when it goes outside the basket, they say <b>OUT</b>.</p>  <p><b>Let Us Do</b></p> <p>Children will make their own number cards with number, number names and drawing or pasting pictures representing the count.</p>

**ACADEMIC SESSION 2025-26**

**SUBJECT: EVS**

**STD: 1**

<b>MONTH</b>	<b>TOPIC</b>	<b>WARM UP ACTIVITY</b>	<b>LEARNING OBJECTIVE</b>	<b>ACTIVITY</b>	<b>SUPPORTING MATERIALS</b>
APRIL	Ch-1 About me	About myself (video)	<ul style="list-style-type: none"> <li>- Children will understand about personal identity i.e., name, age, gender, address, etc.</li> <li>- They will express things they like to do.</li> </ul>	<ul style="list-style-type: none"> <li>- Each student introduces themselves by sharing their name and personal details.</li> <li>- Palm printing</li> <li>- Recitation of the poems:                             <ol style="list-style-type: none"> <li>1. I Like</li> <li>2. I Am</li> </ol> </li> <li>- Worksheet</li> </ul>	<p><a href="https://youtu.be/KZn42zsbPN0?feature=shared">https://youtu.be/KZn42zsbPN0?feature=shared</a></p> <ul style="list-style-type: none"> <li>- acrylic colours, chart paper, paper plates.</li> </ul>
	Ch-2 My body	Touch your body part, say & clap	Children will identify the different parts of the body.	<ul style="list-style-type: none"> <li>- Use flashcards with pictures about body parts. (I help you see, what am I?)</li> <li>- Paste a full picture of a boy or girl and another picture of an animal (cat/dog/horse). Compare both the pictures &amp; circle the differences.</li> <li>- Story telling "The dragon who could not breathe fire"</li> </ul>	<ul style="list-style-type: none"> <li>- Full picture of human body <a href="https://youtu.be/E1RaVPoA5ns?feature=shared">https://youtu.be/E1RaVPoA5ns?feature=shared</a></li> <li>- Flashcards of body parts <a href="https://youtu.be/Vjy-BiE8Fel?feature=shared">https://youtu.be/Vjy-BiE8Fel?feature=shared</a> (Taking care of body)</li> <li><a href="https://youtu.be/TulPlreYShA?feature=shared">https://youtu.be/TulPlreYShA?feature=shared</a> (Story)</li> </ul>
MAY	Ch-2 My body (contd.)		They will understand the uses of some body parts in daily activities.	- Learn the poem: Ten Little fingers	<a href="https://youtu.be/83z4QgQmv1A?si=PeZzd6lsek2VxvIZ">https://youtu.be/83z4QgQmv1A?si=PeZzd6lsek2VxvIZ</a>








# SYLLABUS FOR THE MONTH OF APRIL AND MAY

## SUBJECT : ODIA

### CLASS-1

ବହି- ଆମ ଭାଷା ଆମ ସାହିତ୍ୟ (ଠ)


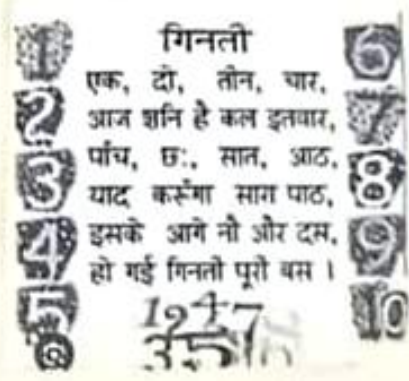
(ହୋଲିଫେଥ୍ ଇଣ୍ଟରନ୍ୟାସନାଲ୍)

Month	Chapters												
April	<p>ଅକ୍ଷର ଶିକ୍ଷା ( ଅ ଠାରୁ ଔ )</p> <p>ପିଲାମାନଙ୍କୁ କବିତା ମାଧ୍ୟମରେ 'ଅ' ଠାରୁ 'ଔ' ଯାଏଁ ଆବୃତ୍ତି କରାଇବା ।</p> <p>'ଅ' ବନା ଅକ୍ଷର ଲଗାଇ 6ଟି ଶବ୍ଦ ଲେଖ ।</p> <p>1-ଅଇ, 2-ଆଇ, 3-ଉଇ, 4- ଏଇ, 5- ଆଉ, 6-ଓଉ</p> <p>ଏହି ଶବ୍ଦ ଗୁଡ଼ିକୁ copy ରେ ସୁନ୍ଦର ଅକ୍ଷରରେ 5 ଥର ଲେଖ ଓ ପଢ଼ ।</p> <p>Patterns of supplementary class work : ('ଅ' - 'ଔ')</p> <p><b><u>Complete the word using the first letter in the blanks space:</u></b></p> <p>Example : ଆ ଡ </p> <p><b><u>WRITE A WORD WITH EACH LETTER:</u></b></p> <p>Example: ଆ - ଆଇ, ଓ - ଓଉ</p> <p><b><u>MATCHING THE PICTURE WITH THE WORD:</u></b></p> <p>Example :</p> <table><tr><td><b>A</b></td><td><b>B</b></td></tr><tr><td>ଆଇ</td><td></td></tr><tr><td>ଓଉ</td><td></td></tr></table> <p><b><u>FILL IN THE BLANKS:</u></b></p> <p>ଅ ଆ ଇ ଈ ଉ ଊ</p> <p><b><u>FILL IN THE BLANKS: (ଅକ୍ଷର ବସାଅ)</u></b></p> <p>Example : ଓଉ , ଆଇ</p> <p><b><u>Circle the Correct Word:</u></b></p> <p>(a) ଆଇ (b) ଆଇ</p> <p><b><u>Make Words: (ସଜାଅ)</u></b></p> <p>Example: ଉଓ – ଓଉ</p> <p><b><u>Matching (ମିଳାଅ ଓ ଶବ୍ଦ ଗଢ଼)</u></b></p> <p>Example :</p> <table><tr><td><b>A</b></td><td><b>B</b></td></tr><tr><td>ଆ</td><td>ଇ</td></tr><tr><td>ଉ</td><td>ଇ</td></tr></table>	<b>A</b>	<b>B</b>	ଆଇ		ଓଉ		<b>A</b>	<b>B</b>	ଆ	ଇ	ଉ	ଇ
<b>A</b>	<b>B</b>												
ଆଇ													
ଓଉ													
<b>A</b>	<b>B</b>												
ଆ	ଇ												
ଉ	ଇ												

	<p>ଏହି ଅକ୍ଷର ଗୁଡ଼ିକୁ କ୍ରମ ଅନୁସାରେ ଲେଖ ।</p> <p>Example : ଅ, ଇ, ଉ, ଆ, ଊ, ଋ</p> <p>Ans : ଅ, ଆ, ଇ, ଋ, ଉ, ଊ</p>
<b>May</b>	<p>‘କ’ ଠାରୁ ‘ଲ’ ଅକ୍ଷର ଶିକ୍ଷା (Oral Work)</p> <p>ଅବନା ଅକ୍ଷର ବାକ୍ୟ ଗଢ଼ିବା ।</p> <p>ଖରଚ – ଖରଚ ନ କର ।</p> <p>କଠିନ ଶବ୍ଦର ଅର୍ଥ (Meaning of the difficult words)</p> <p>Example : ବନ - ବଣ</p>


# HINDI SYLLABUS

## 1<sup>ST</sup> QUARTER (APRIL TO JUNE 2025)


<u>Months and Working Days</u>	<u>Topics</u>	<u>Class room Activities with Assignments (Art integrated)</u>
April (24 days)	MCB Page- 1 & 2	Poem - लाला जी ने केला खाया।  <p>लालाजी ने केला खाया केला खा के मुँह पियकाया मुँह पियका के कदम बढ़ाया पैर के नीचे छिलका आया लालाजी तो गिरे बढ़ाया मुँह से निकला हाय राम हाय राम हाय राम</p>
May & June 15 days	MCB Pg- 2, 3 60 & 61	Poem - गिनती  <p>गिनती एक, दो, तीन, चार, आज शनि है कल इतवार, पाँच, छः, सात, आठ, याद करूँगा साग पाठ, इसके आगे नौ और दस, हो गई गिनती पूरी बस। 1247 3510</p>
		Speaking - 'अपना परिचय'

**CLASS – I (COMPUTER SCIENCE)**

**Name Of Book: Cyber Quest Rebooted 1(Kips Learning Pvt. Ltd)**

Months	Lessons/Chapters	Contents	Activities
April- May	Chapter 1 – Computer – Wonderland	<ul style="list-style-type: none"><li>• Identify a computer and its part.</li><li>• Describe the use of different parts of Computer.</li><li>• List the uses of a computer.</li></ul>	<ul style="list-style-type: none"><li>• Book Reading(pg-1-5)</li><li>• Fill in the Picture with colours and Write Name(Book pg-6)</li></ul>  <ul style="list-style-type: none"><li>• Book Exercise- Pg (7,8)- (Circle parts of Computer , Tick the Correct Answer, Riddle, Match, Crossword)</li><li>• Draw parts of Computer. (Copy Work)</li></ul>

## SUBJECT-COMMUNICATION SKILLS AND PERSONALITY DEVELOPMENT

Months	Topics/Chapters	Activities	
April and May	<p>Communication Skills And Personality Development.</p> <p>SPEAKING TOPICS</p> <p>1-Let Me Introduce Myself.</p> <p>2-Visualising Videos on Classroom Etiquettes Table Manners and Respecting Elders.</p> <p>3-Summer Season.</p>	<p>*The child will paste his /her picture in Cspd copy and introduce.</p> <p>*The child will speak 5 lines about summer season and will paste two pictures of his favourite activities during summer.</p>	<div style="border: 2px solid black; padding: 10px; text-align: center;"> <p><b>MYSELF</b></p> <p><b>Fill in the blanks:</b></p> <ol style="list-style-type: none"> <li>1. My name is _____.</li> <li>2. I am _____ years old.</li> <li>3. I study in _____.</li> <li>4. My father's name is _____.</li> <li>5. He is a _____.</li> <li>6. My mother's name is _____.</li> <li>7. She is a _____.</li> <li>8. I have _____ brother/sister.</li> <li>9. I go to school by _____.</li> <li>10. I love _____.</li> </ol>  </div> <p>Youtube Video:  <a href="https://www.youtube.com/watch?v=U4fHi-OyEgI">https://www.youtube.com/watch?v=U4fHi-OyEgI</a>  <a href="https://www.youtube.com/watch?v=ZAwI2StlOkQ">https://www.youtube.com/watch?v=ZAwI2StlOkQ</a></p>

## SUBJECT : ART

MONTHS	CHAPTERS
April	Watermelon & Fun with basic colours
May	mango with leaves, Apple & Pineapple (Using different Shapes)
June	Fun with shapes, Basic geometrical shapes
JULY	Van Mahotsav (I love tree's), How to draw leaf,, How to draw a fish step by step
AUGUST	A Cup & A saucer, A Bunch of Grapes
SEPTEMBER	How to draw Swan, Lotus flower

**STD-1**  
**Scheme-Dance**

**Evaluation – 1 (Month - April to September)**

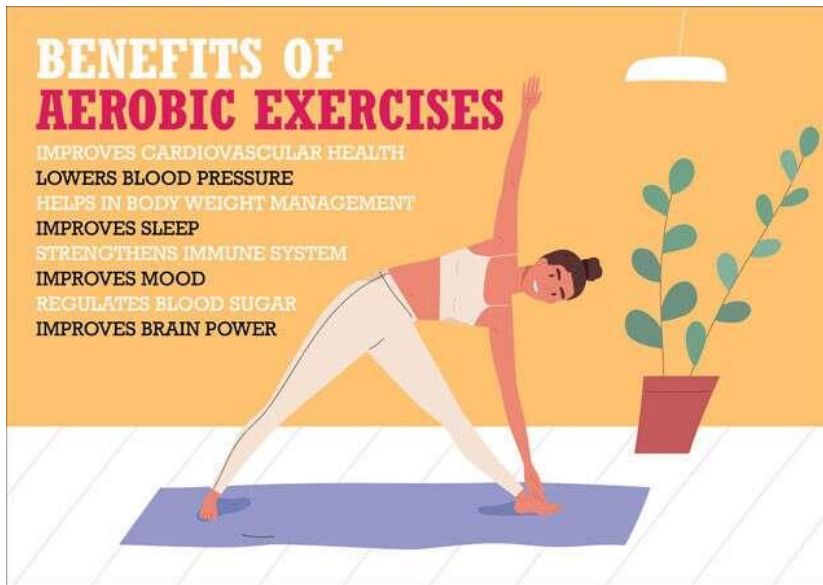
- Basic Exercises



- Regional Dance of Odisha - 'Ghumura Bjaila ke Ghum Ghum'
- Asamyukta Hasta Mudra



- 8 Aerobic steps



- Dance in an action-based song



- Knowledge on “Rhythm”

**BUXI JAGABANDHU ENGLISH MEDIUM SCHOOL, BHUBANESWAR-14**  
**SYLLABUS FOR THE ACADEMIC SESSION 2025-26**  
**STD- 1 (MUSIC)**

<b>Months</b>	<b>April to September, 2025 (EVA-1)</b>
April	All the three prayers and slokas
June	Jay Ganesh Jau Ganesh Jay Gamesh Deva Jay Jay Ram Jay Sri Ram
July	Ehi desha Ehi maati mamata mayee maati Maati Mora Kede Nijara
August	Honge Kamyab Nahna Munna Rahi Hun
September	Tiki Tiki Pila Ame Lakdiki Kathi Kathi Pe Ghoda

**SYLLABUS FOR THE SATURDAY ACTIVITY : 2025-26**  
**STD- 1 (MUSIC)**

<b>Months</b>	<b>April to September, 2025 (EVA-1)</b>	<b>Date</b>
July	<u>Voice Culture</u> 1. Humming Ommkar 2.Chanting of Some Slokas 3. Alankar-4 Numbers	5-7-2025
August	Knowledge of Tala and Laya 1. Tala – Ekatali (4 bit) How it used in Alankar and Song	2-8-2025
September	<u>Teaching of</u> 1. One Bhajan (Hindi) 2. One Sishu Sangeet (Odia)	6-9-2025

**PHYSICAL EDUCATION (STD-1)**  
**SYLLABUS FOR THE MONTHS OF APRIL TO SEPTEMBER, 2025 (EVA-1)**

- 1-Introduction with students and importance of discipline
- 2-March Drill  
Attention, Stand at ease, Left Turn, Right Turn, About Turn
- 3-Free hand exercises
- 4-Mass Drill
- 5- Yoga- Meditation and Asana and explain their benefits (for awareness)  
Assana : (i) Sukhasana  
          (ii) Dandasana  
          (iii) Tadasana
- 6- Throw and Catch with ball
- 7- Fun Games

**Saturday Activity :**

1. Meditation and Asana
2. Physical fitness Exercises
3. Ball Games
4. Fun Games
5. Running
6. Visit the Park

# **BUXI JAGABANDHU ENGLISH MEDIUM SCHOOL, BHUBANESWAR-14**

## **SYLLABUS FOR THE MONTHS OF APRIL TO JUNE 2025**

**ACADEMIC SESSION : 2025-26**

**SUBJECT : ENGLISH (CLASS - 2)**

**Topic: I Am Growing Up**

**Month: April & May**

**Duration: 35-40 minutes**

<b>Learning Objectives</b>	<b>Materials Required</b>	<b>Lesson Flow</b>	<b>Assessment Techniques</b>	<b>Activities/ Innovative Teaching Aids</b>
<p>By the end of the session, students will be able to:</p> <ol style="list-style-type: none"><li>1. Express their thoughts about growing up.</li><li>2. Identify and use vocabulary related to growth and change.</li><li>3. Describe changes in themselves over time.</li><li>4. Develop confidence in sharing personal experiences.</li></ol>	<p>Story/poem on growing up.</p> <p>Flashcards with related words (tall, smart, strong, etc.)</p> <p>Drawing sheets and crayons</p> <p>Audio-visual aid</p>	<p><b>1. Introduction (5 minutes)</b> <b><u>Greeting and Warm-up:</u></b> Start with a friendly conversation: “What are some things you can do now that you couldn’t do before?”</p> <p><b>Objective Sharing:</b> “Today, we will talk about how we grow up and change over time.”</p> <p><b>Pre-Reading/ Discussion (5 minutes)</b> <b><u>Brainstorming Activity:</u></b> Ask, “What changes do you notice in yourself as you grow?” Write responses on the board (e.g., taller, stronger, more confident).</p>	<p><b><u>Oral Responses:</u></b></p> <p>Participation during discussions.</p> <p><b><u>Drawing and Writing Activity:</u></b></p> <p>Assess understanding through visual and written expression.</p> <p><b><u>Peer Sharing</u></b></p> <p>Evaluate confidence and expression</p>	<p><b><u>Mirror Reflection</u></b></p> <p><b><u>Objective:</u></b> Recognize physical changes.</p> <p><b><u>Instructions:</u></b> Provide small mirrors to students.</p> <p>Ask: “What do you see? What looks different from when you were younger?”</p> <p>Encourage them to talk about changes like height, teeth, or hair.</p> <p><b>2. My Growth Timeline (10 minutes)</b></p> <p><b><u>Objective:</u></b> Understand stages of growth.</p> <p><b><u>Instructions:</u></b> Give students a worksheet with 3 boxes labeled: 1. Baby 2. Toddler 3. Now</p> <p>Ask them to draw or paste pictures in each box.</p> <p>Discuss how they have changed over time.</p>

		<p><b>Introduce New Vocabulary:</b> Introduce words like tall, strong, brave, smart, independent, responsible.</p> <p>Use flashcards with visuals to enhance understanding.</p> <p><b>3. Poem Reading (10 minutes)</b> Read Aloud/Recite: Read the poem, like “I Am Growing Up” emphasizing growth and new abilities.</p> <p>Encourage students to listen carefully and notice the new words.</p> <p><b>4. Post-Reading Discussion (5 minutes)</b> Comprehension Questions: “What did the child in the story/poem learn as they grew up?”</p> <p>“How do you feel about growing up?”</p> <p><b>Sentence Writing:</b> “I am growing up because I can now _____.”</p>		<p><b><u>Height Chart Activity (5 minutes)</u></b> <b><u>Objective:</u></b></p> <p>Measure physical growth.</p> <p><b><u>Instructions:</u></b> Create a height chart in the classroom.</p> <p>Ask students to stand against the chart and mark their height.</p> <p>Compare their height from last year, if possible.</p> <p><b><u>Story Time:</u></b> “When I Was Little” (7 minutes)</p> <p><b><u>Objective:</u></b> Develop empathy and self-awareness.</p> <p><b><u>Instructions:</u></b> Read a short story about a child growing up.</p> <p>Ask: “How did the character change as they grew up?”</p> <p>Encourage students to share a personal story about growing up.</p>
--	--	---	--	--

		<p><b><u>Pair and Share:</u></b> Allow students to share their pictures and sentences with a partner.</p> <p><b><u>6. Recap and Conclusion (3 minutes)</u></b> Discussion: Recap key points: “Growing up means learning new things and becoming responsible.”</p> <p>Reinforce the positive feelings associated with growing.</p> <p><b><u>Workbook</u></b> <b><u>Worksheet - 1</u></b></p>		
--	--	---	--	--

**Month: MAY & JUNE**

**Topic: Planing My Birthday**

**Duration: 35 mins.**

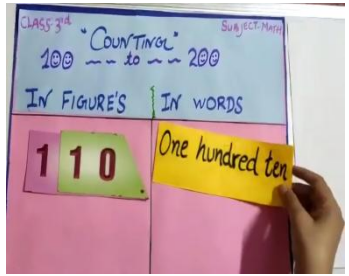
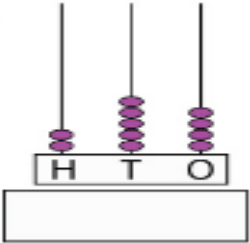
<b>Learning Objectives</b>	<b>Materials Required</b>	<b>Lesson Flow</b>	<b>Assessment Techniques</b>	<b>Activities/ Innovative Teaching Aids</b>
<p>1.By the end of the lesson, students will be able to:</p> <p>2.Identify and list items needed for planning a birthday party.</p> <p>3.Use appropriate vocabulary related to</p>	<p>Chart paper and markers</p> <p>Flashcards with party-related words (cake, balloons, gifts, etc.)</p> <p>Cut outs of invitation cards and decoration items</p>	<p><b>Introduction (5 minutes)</b> Ask: “Have you ever planned a birthday party? What things do we need?”</p> <p>Show pictures of birthday items (cake, balloons, gifts, etc.)</p> <p>Discuss briefly about the importance of planning.</p>	<p>Participation in group discussion</p> <p>Vocabulary usage in sentence formation</p> <p>Creativity in designing invitation cards</p>	<p>Homework /Extension Activity:</p> <p>Draw and list things you would like for your own birthday party.</p> <p>Write 3 sentences about how you will plan your next birthday.</p>

<p>celebrations.</p> <p>4. Express preferences and choices in simple sentences.</p>		<p><b>2. Vocabulary Building (8 minutes)</b>          Introduce key words: cake, balloons, gifts, decorations, invitations, games, snacks.</p> <p>Use flashcards and encourage students to identify and repeat the words.</p> <p><b>3. Story/Scenario (7 minutes)</b>          Narrate a short story:          “Aanya is planning her birthday party. She wants to invite her friends and plan some fun activities. Can you help her make a checklist?”</p> <p><b>Ask guiding questions:</b></p> <p>“What should she include in her plan?”</p> <p>“What games can she organize?”</p> <p><b>4. Group Activity: Planning Aanya’s Party (12 minutes)</b>          Divide class into groups:</p> <p>Group 1: Invitations          Group 2: Food and Cake          Group 3: Decorations          Group 4: Games and Activities</p> <p><b>Task:</b> Each group</p>		
---	--	--	--	--

		<p>discusses and lists items required.</p> <p>Groups present their ideas to the class.</p> <p><b>5. Creative Task: Design an Invitation (8 minutes)</b> Each student creates a simple invitation card for Aanya's birthday using keywords learned.</p> <p><b>6. Reflection and Recap (5 minutes)</b> Recap key points by asking:</p> <p>"What did we learn today about planning a birthday?"</p> <p>"Why is it important to plan before a celebration?"</p> <p><b><u>Workbook</u></b></p>		
--	--	---	--	--


**SYLLABUS OF STD-2(SESSION 2025-2026)**

**Smart Maths (S. Chand School)**

MONTH	LESSON/TOPIC	TEACHERS ACTIVITIES	STUDENT'S ACTIVITIES
APRIL and MAY	<p><b>CH-1</b>  <b>Place value and 3-digit numbers.</b></p>	<ul style="list-style-type: none"> <li><input type="checkbox"/> Writing numbers 1 to 100</li> <li><input type="checkbox"/> Revision of tens and ones (2-digit only)</li> <li><input type="checkbox"/> Warm up exercise (page-8) in copy</li> <li><input type="checkbox"/> Check point-1A</li> <li><input type="checkbox"/> Check point-1B</li> <li><input type="checkbox"/> Numbers from 10 to 200</li>   <li><input type="checkbox"/> checkpoint-1C</li> <li><input type="checkbox"/> Sequence writing up to 1000</li> <li><input type="checkbox"/> Checkpoint-1D</li> </ul>	<p><b>Activity:</b>            Representing numbers up to 200 using (cards) hundreds, tens and ones.</p>  <p><b>Activity:</b>            Place value and Face value based on Abacus.</p> 

**SUBJECT: EVS**

**STD: 2**

MONTH	TOPIC	WARM UP ACTIVITY	LEARNING OBJECTIVE	ACTIVITY	SUPPORTING MATERIALS
APRIL	Ch-1 About me	<p>-Each student introduces themselves by sharing their name and personal details.</p> <p>-Poem recitation "Growing up".</p>	<p>- Children will understand about some physical changes that take place in the body when they grow up.</p> <p>- Children will appreciate that all are same in some ways &amp; different in others.</p> <p>- Children will list things that can be done independently.</p>	<p>- Paste two photographs of yourself, one as a baby and another one taken recently. Compare them.</p> <p>- Birthday cake (Draw the picture of a birthday cake. Draw as many candles of different colours as your age. Colour it)</p> <p>- Look at your friend carefully. Write 3 things that are same &amp; 3 things that are different between you both.</p> <p>- Worksheet</p>	<p><a href="https://youtu.be/b9EpxKMctBY?feature=shared">https://youtu.be/b9EpxKMctBY?feature=shared</a></p> 
	Ch-2 How my body works	<p>- Recapitulation of previous knowledge (oral quiz).</p> <p>- "Simon says" game</p>	<p>- Children will name &amp; describe some organs of the body.</p> <p>-Children will learn about external &amp; internal organs.</p>	<p>- Match the sense organs with their functions/senses using placards.</p> <p>- Paste the picture of an organ &amp; say 2 lines about it.</p> <p>- Breathing balloons (Blow up balloons to show how lungs work)</p>	<p><a href="https://youtu.be/Y1Kog--v0EE?feature=shared">https://youtu.be/Y1Kog--v0EE?feature=shared</a> (Simon says)</p> <p><a href="https://youtu.be/EAlthNcRpro?feature=shared">https://youtu.be/EAlthNcRpro?feature=shared</a> (Sense organs)</p> <p><a href="https://youtu.be/RcTiqnGoBAU?feature=shared">https://youtu.be/RcTiqnGoBAU?feature=shared</a> (Body parts)</p> <p>- Flashcards of body parts</p>


MAY	Ch-2 How my body works (contd.)		- They will explain briefly the function of internal organs.	- Heart rate experiment  - Cut & paste pictures of 4 external organs, 4 internal organs & sense organs.  -Worksheet  -Hands on activity based sense of touch (hard/soft, hot/cold, smooth/rough)	
-----	---	--	--	---	--

**SUBJECT:ODIA**  
**SYLLABUS FOR THE MONTHS OF APRIL TO JUNE, 2025**

MONTHS:	CHAPTERS:
APRIL	<p><b>Recapitulation of different Matras read before :</b></p> <p><b>ଆ କାର ୠ ଐ କାର ପର୍ଯ୍ୟନ୍ତ</b></p> <p>1-ଅନୁସ୍ଵାର ଯୋଗ (ଂ) – ଅକ୍ଷର, ଶବ୍ଦ, ବାକ୍ୟ ଓ ଚିତ୍ର ମାଧ୍ୟମରେ ଶ୍ରବଣ, କଥନ, ପ୍ରଶ୍ନର ଉତ୍ତର ଦେବା, ବୁଝିବା ଦକ୍ଷତା ପରଖିବା ।</p> <p>2- ବିସର୍ଗ ଯୋଗ (ଃ) – ଅକ୍ଷର, ଶବ୍ଦ, ବାକ୍ୟ ଓ ଚିତ୍ର ମାଧ୍ୟମରେ ପରିଚିତ ଶବ୍ଦ କୁ ପଢ଼ିବା ଓ ଲେଖିବା ଦକ୍ଷତା ବୃଦ୍ଧି କରାଇବା ।</p> <p>3- ଚନ୍ଦ୍ରବିନ୍ଦୁ ଯୋଗ (ଂ) – ଅକ୍ଷର, ଶବ୍ଦ, ବାକ୍ୟ ଓ ଚିତ୍ର ମାଧ୍ୟମରେ ମାତ୍ରା ଚିହ୍ନଟ କରିବା, ଜଣାଶୁଣା ଶବ୍ଦକୁ ଶୁଣିଲିଖନରେ ଲେଖିବା, ଠିକ୍ ବନାନ ସହ ଶବ୍ଦ ଓ ବାକ୍ୟ ଲିଖନ ଦକ୍ଷତା ବୃଦ୍ଧି କରାଇବା ।</p> <p>Reading Comprehension (Unknown Passage)</p> <p>4 - ହଳନ୍ତ ଯୋଗ (ଂ) – ହଳନ୍ତ ମାତ୍ରା ଚିହ୍ନଟ, ହଳନ୍ତ ମାତ୍ରା ଶବ୍ଦ ପଠନ</p>
MAY	<p>‘ୟ’ ଫଳା -୧, ‘ର’ ଫଳା (୨) ‘ଲ’ ଫଳା (୩) ‘ଲ’ ଫଳା (୩) ମାତ୍ରା ଚିହ୍ନଟ କରିବେ</p> <p>‘ବ’ ଫଳା - (୧) – ଫଳା ଚିହ୍ନଟ, ଯ ଫଳା ଶବ୍ଦ ପଠନ, ଶିଖୁଥିବା ଫଳା ଠିକ୍ ଭାବରେ ଲେଖି ଶିଖିବା .</p> <p>ପାଠ-୨ କହିଲ ଦେଖି (କବିତା) <b>Oral Work</b></p> <p><b>Reading of the Chapter.</b></p> <p>1-ଆବୃତ୍ତି କରିବେ, ସରଳ ପଦ୍ୟକୁ ଉଚ୍ଚ ସ୍ଵରରେ ପଢ଼ିବେ, ପରିଚିତ ଶବ୍ଦକୁ ପଢ଼ିବା ଓ ଲେଖିବା ଦକ୍ଷତା ବୃଦ୍ଧି କରିବାକୁ ଚେଷ୍ଟା କରିବେ ।</p> <p><b>Activity :</b> ୫ ଟି ପକ୍ଷୀ ଓ ୫ ଟି ପଶୁ ମାନଙ୍କର ଚିତ୍ର ଖାତାରେ (<b>copy</b>) ଲଗାଅ ଓ ସେମାନଙ୍କର ନାମ ଲେଖ ।</p>
JUNE	<p>‘ନ’ ଫଳା - (୩) ଚିହ୍ନଟ, ଶବ୍ଦ ପଠନ, ଲିଖନ</p> <p>‘ମ’ ଫଳା (୩) ସ୍ଵ ଯୁକ୍ତାକ୍ଷର ଚିହ୍ନଟ</p> <p>ରେଫ୍ ଯୋଗ (୨)</p> <p>ଠିକ୍ ବନାନ ସହ ଶବ୍ଦ ଓ ବାକ୍ୟ ଲିଖନ ଦକ୍ଷତା ବୃଦ୍ଧି ପାଇବ .</p> <p>ପାଠ - ୩ - ଚାଲ, ଘର କରିବା । ବିଷୟଟିକୁ ପ୍ରତ୍ୟେକ ପିଲା ଜଣ ଜଣ କରି ପଢ଼ିବେ ।</p> <p><b>Reading Comprehension</b></p> <p><b>Writing:</b> ‘ଘର’ କହିଲେ ଯେଉଁ ସବୁ କଥା ତୁମ ମନକୁ ଆସୁଛି ଲେଖ ।</p> <p>Sight words , Matching, Re-arrange the Sentences</p>

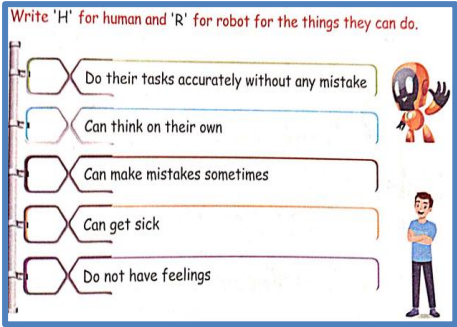
# HINDI SYLLABUS

## 1<sup>ST</sup> QUARTER (APRIL TO JUNE 2025)


MONTHS AND WORKING DAYS	TOPICS/ LESSONS	CLASSROOM ACTIVITIES WITH ASSIGNMENTS (ART INTEGRATED)
<p>APRIL (24 DAYS)</p>	<p>i) वर्णमाला ii) बिना मात्रा वाले शब्द</p>	<p><u>वर्णमाला</u> → पुनरावृत्ति के लिए बच्चों को वर्णमाला लिखाया जाएगा। स्वर वर्ण और व्यंजन वर्ण किसे कहते हैं समझाया जाएगा।</p> <div style="display: flex; align-items: center;">  <div style="margin-left: 20px;"> <p><u>CLASS ACTIVITY</u> → वर्णमाला के पेड़ के सहायता से बच्चों को वर्णमाला पहचानना सिखाया जाएगा।</p> <div style="border: 1px solid black; padding: 5px; width: fit-content;"> <p>वर्णमाला पूरी करो</p> <p>अ — — ई — — ऊ ऋ — — औ</p> <p>— — अः</p> <p>क — ग — उ — — ज — ञ</p> <p>— ङ — ट — त ध — ध न</p> <p>प — व — म य — ल — ष</p> <p>— स — — र — श ।</p> </div> </div> </div> <p><u>ASSIGNMENT</u> → वर्णमाला जानने के बाद बच्चे दिया हुआ गृहकार्य बड़े ही आसानी से कर पाएंगे।</p> <p><u>बिना मात्रा वाले शब्द</u> → बच्चों को दो अक्षरों, तीन अक्षरों और चार अक्षरों के बिना मात्रा वाले शब्द लिखाए जाएंगे।</p> <p><u>CLASS ACTIVITIES</u> →</p> <ol style="list-style-type: none"> <li>1. शब्दों के अंग्रेजी अर्थ सिखाए जाएंगे।</li> <li>2. चित्रों के नाम देखकर लिखाए जाएंगे।</li> <li>3. सही शब्द बनाने पड़ेंगे।</li> <li>4. खाली स्थान भरेंगे।</li> <li>5. सही वाक्य बनाना सिखेंगे।</li> <li>6. चित्रों के सहायता से खाली स्थान भरेंगे आदि...</li> </ol> <p><u>ASSIGNMENT</u> → बच्चों को चित्र का पहला अक्षर लेकर उदाहरण के अनुसार शब्द लिखना होगा।</p>
<p>MAY AND JUNE (4 + 11 + 15 DAYS)</p>	<p>'आ' की मात्रा</p>	<p><u>'आ' की मात्रा</u> → बच्चों को 'आ' की मात्रा वाले उपर्युक्त नई-नई गतिविधियाँ कराई जाएंगी।</p> <p><u>CLASS ACTIVITY</u> → 'आ' की मात्रा वाले रंगों के नाम लिखाए जाएंगे</p> <p>○ = लाल    ○ = हरा    ○ = काला</p> <p><u>ASSIGNMENT</u> → सारी गतिविधियाँ करने के बाद, बच्चों को चित्रों को उनके नाम से जोड़ने का और चित्र देखकर वाक्य पूरे करने का गृह कार्य दिया जाएगा।</p>

**CLASS – 2 (COMPUTER SCIENCE)**

**Name Of Book: Cyber Quest 2(Kips Learning Pvt. Ltd)**

Months	Lessons/Chapters	Contents	Activities
April - May	<b>Chapter 1 – Decoding Computers</b>	<ul style="list-style-type: none"><li>• Differentiate between Types of computers.</li><li>• Explain uses of Computer in Different Fields.</li><li>• Differentiate between Robots and Humans.</li></ul>	<ul style="list-style-type: none"><li>• Book Reading(pg-1-6)</li><li>• Draw/ Paste the picture of Different Types of Computer.(Copy Work)</li><li>• Book QAns(pg-7,8,9) (Fill in the Blanks, True or False, Tick the correct answer, Match, Find Odd one)</li><li>• Draw/ Paste the picture of Different Types of Computer.(Copy Work)</li><li>• Human Vs Robot (Book pg 09) </li></ul>

## SUBJECT-COMMUNICATION SKILLS AND PERSONALITY DEVELOPMENT

Months	Topics/Chapters	Activities	
April and May	<p>*SPEAKING ACTIVITY</p> <p>1-“Me And My Friend”.</p> <p>2-Summer Season.</p> <p>3-Story Telling.</p>	<p>*The child will introduce himself and speak 5 lines about his friend.</p> <p>*The child will speak 5 lines about summer season and will paste two pictures of his favourite activities during summer.</p>	 A vibrant illustration titled "Summer Season" in a yellow banner at the top. The scene is split into two parts. On the left, a beach scene shows children playing in the sand, building a sandcastle, and swimming in the ocean under a bright sun. On the right, a boy and a girl are laughing joyfully in a garden with a wooden fence and colorful flowers.

**STD- 2**  
**SUBJECT : ART**

<b>MONTHS</b>	<b>CHAPTERS</b>
April	Colourful Birds , Summer fruits.
May	Vegetables (Using Number & Shapes)
June	Fun with basic colours , Sunflower.
JULY	Brown Duck , Vanmahotsav (Save trees save life)
AUGUST	Boat (Basic shapes)
SEPTEMBER	Peacock & Parrots (step by step)

**STD-2**  
**Scheme-Dance**

**Evaluation – 1 (Month – April to September)**

- Aerobic Steps



- Namaskriya Sloka



- Dance on a “Patriotic Song”

- Knowledge on “Samyukta Hstamudra”



- Classical dance “Tala” – “Eka - Tali”

**STD- 2 (MUSIC)**

<b>Months</b>	<b>April to September, 2025 (EVA-1)</b>
April	All the three prayers and slokas
June	Pyari Bharat Maatu Kitini Achhi Hai
July	Achyutam Keshabam Krishna Damodarm
August	Manusya Janam Anmol Re
September	Praise Him Praise Him .....

**SYLLABUS FOR THE SATURDAY ACTIVITY : 2025-26****STD- 2 (MUSIC)**

<b>Months</b>	<b>April to September, 2025 (EVA-1)</b>	<b>Date</b>
June	<u>Voice Culture</u> 1. Humming Ommkar 2. Chanting of Some Slokas 3. Alankar-6 Numbers 4. School Prayer	21-6-2025
July	<u>Teaching of</u> 1. One Bhajan (Hindi) 2. One Patriotic Song (Hindi)	19-7-2025
August	<u>Teaching of</u> 1. Taal-Ekatali (4 Bit) 2. Taal-Khemata (Dadra) 6 bit	16-8-2025
September	<u>Teaching of</u> 1. One Patriotic Song (Odia) 2. One Sishu Sangeet (Odia)	20-9-2025

**PHYSICAL EDUCATION (STD-2)**  
**SYLLABUS FOR THE MONTHS OF APRIL TO SEPTEMBER, 2025 (EVA-1)**

- 1-Introduction with students and importance of discipline
- 2-March Drill  
Attention, Stand at ease, Left Turn, Right Turn, About Turn
- 3-Free hand exercises
- 4-Mass Drill
- 5- Yoga- Meditation and Asana and explain their benefits (for awareness)  
Assana : (i) Padmasana  
          (ii) Vajrasana  
          (iii) Tadasana
- 6- Fun Games
- 7- Throw and Catch with ball

**Saturday Activity :**



1. Meditation
2. Physical fitness Exercises
3. Visit the Park
4. Running
5. Ladder Drill
6. Football (Basic Skill)
7. Fun Games


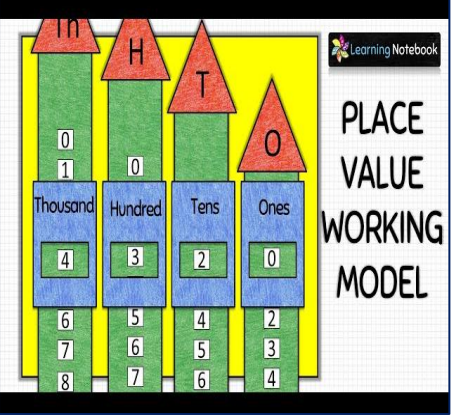
**BUXI JAGABANDHU ENGLISH MEDIUM SCHOOL, BHUBANESWAR-14**

**SYLLABUS (2025-26)**

**CLASS-3 (English)**

**1st Quarter (April 2025 - June 25)**

MONTH/ WORKING DAYS	TOPICS/ LESSONS	WARM-UP ACTIVITY	ASSIGNMENT	GRAMMAR	WRITING	WORKSHEETS
April & May	Ch-1 (MCB)  Finding a New Spring	1)Story Telling (Related to the chapter and theme) 2) Picture Activity about modes of transport (pg.- 2)  2)Model Reading by the teacher and Loud Reading by the students	1)Interactive questions on the narrated story 2) Drilling of sight words of the chapter 3) Glossary (Vocabulary:- new words and their meanings) 4) Make sentences 5) Reading Comprehension (A&B) HOTS 1)What qualities do we need to solve a problem? (Oral discussion) 2) The trader was a good leader. If yes, give reasons for your answer.	1)Alphabetical Order & Dictionary Skills 2) Sentences and its types	Completing a paragraph (pg-10, MCB)	1 Homophone 2 .Common proper and collective nouns 3. Punctuation 4.Dictionary Skills ( Alphabetical Order)  <u>Holiday Assignment</u>  Prepare a pocket dictionary <u>Sample</u> 

MONTH WITH WORKING DAYS	TOPICS/LESSONS	ACTIVITIES WITH ART INTEGRATION, ASSIGNMENTS AND PROJECT								
<p><b>APRIL</b></p> <p><b>(20 DAYS)</b></p> <p><b>THEME</b></p> <p><b>CONCEPT OF NUMBERS</b></p>	<p><b>1ST QUARTER (APRIL-JUNE)</b></p> <p><b>CHAPTER-1(FOUR DIGIT NUMBERS) PG( 7-35)</b></p> <ul style="list-style-type: none"> <li>Recapitulation of previous knowledge on the basis of warm-up exercises.</li> <li>Building 4-digit numbers by introducing blocks and place value chart, writing and reading number, use of abacus, sequence writing.</li> <li>Concept of place value and face value through place value chart and formula</li> <li>Understanding standard form and expanded form</li> <li><b>Comparing Numbers</b></li> </ul> <p>  <math>&gt;</math> Greater Than      or      Equal To  <math>&lt;</math> Less Than                      <math>=</math> </p> <ul style="list-style-type: none"> <li>Ordering and forming number</li> </ul> <div data-bbox="375 1019 1077 1377"> <p>Ordering 3-Digit Numbers (Ascending)</p> <table border="1"> <tr><td>547</td><td>587</td></tr> <tr><td>325</td><td>864</td></tr> <tr><td>641</td><td>157</td></tr> <tr><td>457</td><td>754</td></tr> </table> <p>Place these numbers on the ladder, starting at the bottom, from the smallest to biggest (ascending order).</p> <p>Printable</p> </div> <ul style="list-style-type: none"> <li>Even and odd number ,Skip Counting</li> </ul> <div data-bbox="375 1422 893 1825"> <p>Forming 4-Digit Numbers   Mathematics Grade 3   Periwinkle</p> <p>Forming 4-Digit Numbers   Mathematics Grad... youtube.com</p> <p><a href="https://youtube.com/watch?v=piED5wwnLI0&amp;feature=shared">https://youtube.com/watch?v=piED5wwnLI0&amp;feature=shared</a></p> <p>12:36 PM ✓</p> </div>	547	587	325	864	641	157	457	754	<p><b>PLACE VALUE WORKING MODEL</b></p>  <p><b>Worksheet-1</b></p> <ol style="list-style-type: none"> <li>Write numbers from 1000 to 1500</li> <li>Number name 1103,1456,</li> <li>Match no. to number name</li> <li>Show number on abacus</li> </ol> <div data-bbox="1077 1422 1540 1937"> <p>NUMBEROCK PLACE VALUE</p> <p>Place Value Song For Kids   Ones, Tens, &amp; Hundreds   1st - 3rd Grade</p> <p>If you liked the video, you'll love our other fun ... youtube.com</p> <p><a href="https://youtube.com/watch?v=a4FXI4zb3E4&amp;feature=shared">https://youtube.com/watch?v=a4FXI4zb3E4&amp;feature=shared</a></p> <p>7:56 PM</p> </div>
547	587									
325	864									
641	157									
457	754									

**MAY AND JUNE**

**(DAYS)**

**CHECKPOINT- 1. A to 1-F in cop**

**ACTIVITY -1**

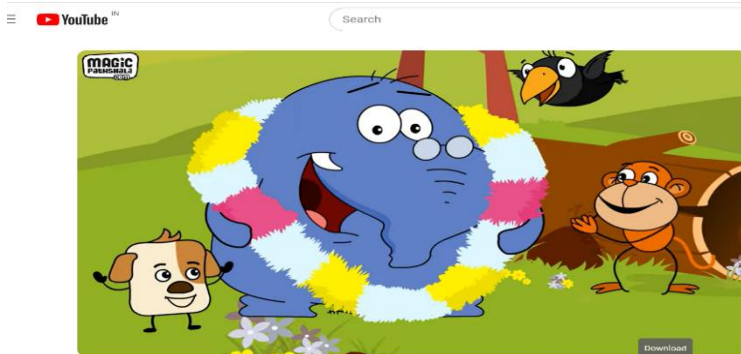


**Even Numbers Chart**

1	2	3	4	5	6	7	8	9
11	12	13	14	15	16	17	18	19
21	22	23	24	25	26	27	28	29
31	32	33	34	35	36	37	38	39
41	42	43	44	45	46	47	48	49

**CHAPTER 2 (ADDITION) PG(36-52)**

**(STORY)**



- Addition of three and four-digit numbers
- Checking addition by order change

**ACTIVITY-2**

**Add 3-Digit Numbers and Tens**

4. Which two calculations will make the same total?

A.  $556 + 80$

B.  $576 + 50$

C. 

H	T	O
100 100 100	10 10 10	1 1 1
100 100	10 10 10	1 1 1
	10 10 10	
	10 10 10	

5. Use the number cards to complete the number sentences.

A.  $786 + 60 = \square$

B.  $639 + 50 = \square$

C.  $413 + 80 = \square$

D.  $544 + 70 = \square$

Number cards: 849, 614, 493, 689

**MULTIPLICATION TABLE- 1 TO 10**

- Properties of Addition
- Adding 10,100,1000 up to 4-digit numbers
- Word problems based on addition stories.
- **CHECKPOINT 2-A to 2-G and 2-I**

**ODD EVEN NUMBERS**

**MATHS ART PROJECT**

(CHILDREN WILL MAKE NUMBER WHEEL PROJECT TO GET PRACTICAL KNOWLEDGE OF **EVEN/ODD NUMBER** WITH TEACHER' S GUIDE)

**GAME-1- ADDING 3-DIGIT NUMBERS (ROLLING DICE)**

ROLL

+	

ROLL

+	

ROLL

+	

ROLL

+	

ROLL

+	

ROLL

+	

ROLL





+	



**WORKSHEET-2**

1.  $345 + 455 = \underline{\hspace{2cm}}$
2.  $256 + 677 = \underline{\hspace{2cm}}$
3.  $4563 + 3456 = \underline{\hspace{2cm}}$
4.  $234 + \underline{\hspace{1cm}} = 234$
5.  $345 + 567 = \underline{\hspace{2cm}} + 345$

**CLASS -3**  
**SUBJECT:EVs**

**Name of the book : New Green  
Tree Environmental Studies-3**

MONTHS	CHAPTERS (CONTENTS AND ACTIVITIES)	
<b>APRIL</b>	<p><b>Lesson-1</b>The Family</p>   	<ul style="list-style-type: none"><li>*Concept of family</li> <li>* Types of family<ol style="list-style-type: none"><li>1.Nuclear family</li><li>2.Joint Family</li><li>3.Single-Parent Family</li></ol></li> <li>*Family values</li> <p><b><u>Art integrated activities:</u></b></p><ul style="list-style-type: none"><li>*<b>Activity 1:</b>The family song This is my great family... ..</li><li>*<b>Activity 2:</b>Pasting of family photo</li><li>*<b>Activity3:</b>Drawing of family Tree</li></ul></ul>







MONTHS:	CHAPTERS:	
MAY AND JUNE	<p data-bbox="284 147 609 178"><b>Lesson-2:Parts of our body</b></p> <div data-bbox="284 630 738 934"> <p data-bbox="300 640 673 661">Tick (✓) the pictures that show the things our legs help us to do.</p>  </div> <div data-bbox="284 997 771 1281">  </div>	<p data-bbox="787 147 1112 178">Introduction of the chapter</p> <ul style="list-style-type: none"> <li data-bbox="787 231 1112 262">*Drilling of difficult words</li> <li data-bbox="787 315 1356 399">*Explaining the contents of both external and internal body parts.</li> <li data-bbox="787 441 1356 472">*Identify different parts of our arms and legs.</li> <li data-bbox="787 493 1388 525">*How animals use different parts of their body?</li> </ul> <p data-bbox="803 535 1112 567"><b><u>Art integrated activities:</u></b></p> <ul style="list-style-type: none"> <li data-bbox="820 577 1356 661">*<b>Activity 1:</b>Drawing, colouring and labelling different parts of our arms and legs.</li> <li data-bbox="820 672 1421 745">*<b>Activity 2:</b>Sharing of videos based on different works we do with the help of our arms and legs.</li> <li data-bbox="820 766 1421 840">*<b>Activity 3:</b>Showing of videos based on animals and their body movement.</li> </ul>

**CLASS -3**  
**SUBJECT: ODIA**

MONTHS	CHAPTERS
APRIL	<p>Recapitulations of Odia Varnamala</p> <p>ସ୍ଵରବର୍ଣ୍ଣ , ବ୍ୟଞ୍ଜନ ବର୍ଣ୍ଣ ଓ ଅଚ୍ଚରିତ୍ର ବର୍ଣ୍ଣ</p> <p>ଯୁକ୍ତାକ୍ଷର ଲେଖ୍ ଶିଖ୍ଟା</p> <p>କ , କ୍ଷ , ଜ , ଘ</p> <p>ବିଷୟ – ସେହି ମୋ ପ୍ରିୟ ଜନମ ଭୁଇଁ</p> <p>Speaking Assignment – (ମୋ ମାଆ )</p> <p>Activity : ‘ମା’ ର ଚିତ୍ର ଲଗାଅ ଓ ତାଙ୍କ ବିଷୟରେ ୨ ଧାଡ଼ି ଲେଖ ।</p>
May	<p>ବିଷୟ – ପାଠ – ୩ (କହିବା ଆଗରୁ କରିବା)</p> <p>(All Exercise)</p> <p>ଯୁକ୍ତାକ୍ଷର ଲେଖ୍ ଶିଖ୍ଟା –</p> <p>କ୍ଷ , ଧ , ଧି , କ୍ଷ , ଣ , ଷ୍ଟ , ଷ୍ଟ , ଷ୍ଟ</p>

# HINDI SYLLABUS


## 1<sup>ST</sup> QUARTER (APRIL TO JUNE 2025)

MONTHS AND WORKING DAYS	TOPICS/LESSONS	CLASSROOM ACTIVITIES WITH ASSIGNMENTS (ART INTEGRATED)	
		READER	GRAMMAR
<p><b>APRIL</b> (24 DAYS)</p>	<p><u>Grammar</u> i) वर्णमाला ii) संयुक्त वर्ण</p> <p><u>Reader</u> Ch-1- हुआ स्वेश (कविता)</p>	<p><u>Ch-1- हुआ स्वेश (कविता)</u> बच्चों से कविता का मस्मर वाचन कराया जाएगा। उन्हें सुबह सुबह के आने पर क्या-क्या होता है बताया जाएगा। सुबह जल्दी उठकर अपना काम करने से क्या फायदे होंगे, ये भी बच्चों को समझाया जाएगा। इसी के साथ-साथ पुस्तक की सारी गतिविधियाँ भी कराई जाएँगी।</p>  <p>ASSIGNMENT → पशु-पक्षियों को उनकी बोलियों से मिलान करने को बच्चों को दिया जाएगा।</p>	<p><u>वर्णमाला</u> बच्चों की पुनरावृत्ति के लिए, बच्चों को वर्णमाला लिखाया जाएगा।</p>  <p>बच्चों को पेड़ के चित्र में मात्रा पहचानने को कहा जाएगा।</p> <p><u>संयुक्त वर्ण</u> संयुक्त ध्वनि और द्रवित व्यंजन के अक्षरों से बच्चों को नए शब्दों को लिखना और उनका उच्चारण सिखाया जाएगा।</p>  <p>चित्रों की सहायता से बच्चों को संयुक्त वर्ण के शब्द आली रुथान में भरने होंगे।</p> <p><u>हमारी भाषा</u> भाषा किसे कहते हैं? उनके प्रकार और मौखिक लिखित भाषा में अंतर, चित्रों के सहायता से बच्चों को समझाया जाएगा।</p>  <p>लिखित भाषा                      मौखिक भाषा</p>
<p><b>MAY AND JUNE</b> (4+11=15 DAYS)</p>	<p><u>Grammar</u> * हमारी भाषा</p> <p><u>Reader</u> Ch-2- सबको भाते सीठे बोल</p>	<p><u>Ch-2- सबको भाते सीठे बोल</u> बच्चों से पाठ का वाचन कराया जाएगा। हमें सदा सीठे बोलना चाहिए, सीठे बोली सबको अच्छी लगती है, बच्चों को इस पाठ के लिए समझाया जाएगा। पुस्तक की सारी गतिविधियाँ भी बच्चों को कराई जाएँगी।</p>  <p>ASSIGNMENT → बच्चों को वर्ण-पठनी में से पशु-पक्षियों के नाम ढँटने को दिया जाएगा।</p>	<p>चित्रों की सहायता से बच्चों को संयुक्त वर्ण के शब्द आली रुथान में भरने होंगे।</p> <p><u>हमारी भाषा</u> भाषा किसे कहते हैं? उनके प्रकार और मौखिक लिखित भाषा में अंतर, चित्रों के सहायता से बच्चों को समझाया जाएगा।</p>  <p>लिखित भाषा                      मौखिक भाषा</p>

## STD 3



















### SUBJECT-COMMUNICATION SKILLS AND PERSONALITY DEVELOPMENT

#### VALUE EDUCATION

Months	Topics/Chapters		Activities
April and May	<p>*SPEAKING ACTIVITY</p> <p>1-HEALTHY HABITS.</p> <p>2-SUMMER SEASON.</p> <p>3-Value Education Book. Chapter 3 "Being Content,Not Complaining". Ch-The Donkeys Prayer.</p>	<p>*Children will speak on the benefits of maintaining a healthy habit like getting up early, following a healthy diet and going to bed on time etc and will also watch some videos related to the topic.</p> <p>*Children will speak 7 /8 lines about summer season and will paste two pictures of their favourite activities during summer.</p> <p>*After the story classroom interaction will be done.</p>	<p>Youtube Video: <a href="https://www.youtube.com/watch?v=dhpCdqOtuj0">https://www.youtube.com/watch?v=dhpCdqOtuj0</a></p>  <p>The infographic '10 Healthy Habits for Kids' includes the following tips:</p> <ul style="list-style-type: none"> <li>Be Active: Illustration of children playing with a ball.</li> <li>Limit Screen Use: Illustration of a child looking at a tablet.</li> <li>Prioritize Sleep: Illustration of a child sleeping under a starry night sky.</li> <li>Read Daily: Illustration of children reading books.</li> <li>Eat lots of veggies/fruits: Illustration of a child holding a green vegetable.</li> <li>Take daily walks: Illustration of a family walking outdoors.</li> <li>Limit highly processed foods/drinks: Illustration of a child with a soda and popcorn.</li> <li>Yes to Water, No to soda: Illustration of a child drinking water.</li> <li>Practice having a growth Mindset: Illustration of a child with a plant growing from their head.</li> <li>Practice good oral hygiene: Illustration of a child brushing their teeth.</li> </ul>

**CLASS – 3 (COMPUTER SCIENCE)**

**Name Of Book: Cyber Quest 3(Kips Learning Pvt. Ltd)**

Months	Lessons/Chapters	Contents	Activities						
April- May	Chapter 1 – The Hardware and Software Safari	<ul style="list-style-type: none"><li>• Concept of Hardware</li><li>• List of Hardware Devices.</li><li>• Concept of Software</li><li>• Different types of Software</li><li>• List of Software</li><li>• Types of Computer</li></ul>	<ul style="list-style-type: none"><li>• Book Reading (Pg 1-5).</li><li>• Types of Computer(Pg- 10,11)</li><li>• Book Exercise(Pg 6,7,8) Fill in the Blanks, True or False, Tick the correct answer, Application based Questions, Match)</li><li>• Identify Hardware and Software.(Book Pg-8)</li></ul> <div data-bbox="869 750 1433 1182" style="border: 1px solid black; padding: 5px;"><p>A. Write <b>H</b> for hardware and <b>S</b> for software.</p><table style="width: 100%; text-align: center;"><tr><td> <input type="checkbox"/></td><td> <input type="checkbox"/></td><td> <input type="checkbox"/></td></tr><tr><td> <input type="checkbox"/></td><td> <input type="checkbox"/></td><td> <input type="checkbox"/></td></tr></table></div> <ul style="list-style-type: none"><li>• Copy Work - Answer the Following</li><li>• Practical - Insert, select and edit text in a document- MS WORD</li></ul>	 <input type="checkbox"/>	 <input type="checkbox"/>	 <input type="checkbox"/>	 <input type="checkbox"/>	 <input type="checkbox"/>	 <input type="checkbox"/>
 <input type="checkbox"/>	 <input type="checkbox"/>	 <input type="checkbox"/>							
 <input type="checkbox"/>	 <input type="checkbox"/>	 <input type="checkbox"/>							

**STD- 3**  
**SUBJECT : ART**

<b>MONTHS</b>	<b>CHAPTERS</b>
April	beautiful lotus, birds and leaves, Fruits drawing (using shapes)
May	fun with basic colours.
June	Sunflower , Brown duck
JULY	A flower pot with a plant
AUGUST	sunrise (A beautiful depicting sunrise behind the hills and trees)
SEPTEMBER	VIBGYOR-sunlight is a combination of 7 colours.

**STD-3**  
**Scheme-Dance**

**Evaluation – 1 (Month - April to September)**

- Fitness Exercises



- Folk Dance of Maharashtra - “Gondhal”



- Drustiveda (Eye-Movements according to “Avinaya Darpan”)



- Knowledge on “Rupak Tala”
- Dance on a Patriotic song

**STD- 3 (MUSIC)**

<b>Months</b>	<b>April to September, 2025 (EVA-1)</b>
April	All the three prayers and slokas
June	Kede Sundar Sate Kalia Ra nabakalebara
July	Dharti Upar Dariyan Dariyan ke upar Ambar
August	Be careful little eyes ..
September	Sare Jahanse Accha

**SYLLABUS FOR THE SATURDAY ACTIVITY : 2025-26****STD- 3 (MUSIC)**

<b>Months</b>	<b>April to September, 2025 (EVA-1)</b>	<b>Date</b>
June	<u>Voice Culture</u> 1. Humming Ommkar 2. Chanting of Some Slokas 3. Alankar-6 Numbers 4. School Prayer	28-6-2025
July	<u>Knowledge of Tala</u> 1. Taal-Ekatali (4 Bit) 2. Taal-Khemata (6 Bit) How it use in Alankar and Song	26-7-2025
August	<u>Teaching of</u> 1. One Patriotic Song (Hindi) 2. One Bhajan (Hindi) 3. School Prayer	30-8-2025
September	<u>Teaching of</u> 1. One Bhajan Song (Odia) 2. One Gurubandana (Odia)	27-9-2025

**PHYSICAL EDUCATION (STD- 3)**  
**SYLLABUS FOR THE MONTHS OF APRIL TO SEPTEMBER, 2025 (EVA-1)**

1. March Drill  
Attention, Stand at ease, Left Turn, Right Turn, About Turn and 'KADAMATAL'
2. Mass Drill
3. Ladder Drill
4. Physical Fitness exercises
5. Yoga – Meditation and Asana explain their benefits (for awareness)  
Asana – (i) Padmasana  
          (ii) Vajrasana  
          (iii) Tadasana
6. Fun Games
7. Throw ball(Basic Skill)
8. Football (Basic Skill)

**Saturday Activity:**

1. Physical fitness exercises
2. Yoga – Meditation and Asana
3. Visit the Park
4. Basketball (Basic Skill)
5. Throw ball (Basic Skill)
6. Ladder Drill